

# XGS-PON ONU Optical Transceiver SFP+ Module

The XGS-PON ONU Transceiver is designed for 10G XGS-PON transmission. The module incorporates 10Gb/s 1270nm burst-mode transmitter and 10Gb/s 1577nm continuous-mode receiver. An integrated WDM coupler can separate 1577nm input light and 1270nm output light. The metallic package guarantees excellent EMI and EMC characteristics, which totally comply with international relevant standards.

## Features

- I

y

- 

## Specifications

(tested under recommended operating conditions, unless otherwise noted)

Parameter	Symbol	Unit	Value		
			Min	typical	Max
Electrical Characteristics					
Power Consumption		W	-	-	2.0
LVPECL Single Ended Data Input Swing		mV	100	-	800
CML Single Ended Data Output Swing		mV	300		500
Differential Data input impedance			-	100	-
Signal Level(LVTTL)	VOH	V	2.4	-	Vcc
	VOL	V	0	-	0.8
Optical transmitter Characteristics					
Data Rate		Mbps	--	9953	-
Center Wavelength Range	$\lambda_c$	nm	1260	-	1280
Spectral Width(@ -20dB)	$\Delta\lambda$	nm	-	-	1
Side Mode Suppression Ratio		dB	30		
Launch Optical Power	P <sub>o</sub>	dBm	+4.0	-	+9.0
Off level light		dBm			-45
Burst turn on/off time	T <sub>on</sub> /T <sub>off</sub>	ns	-	-	51.2
Extinction Ratio 1	EX	dB	6	-	-
Eye Diagram	Compliant with ITU-T G.9807.1				
Optical receiver Characteristics					
Data Rate		Mbps	-	9953	-
Center Wavelength Range	$\lambda_c$	nm	1575		1580
Receiver Sensitivity 3	S	dBm	-	-	-28
Overload Input Optical Power	P <sub>in</sub>	dBm	-8		
LOS	Optical Dessert	dB	-	-	-29
	Optical Assert		-44	-	-
LOS Hysteresis		dB	0.5	-	6
Note1. Measured with PRBS 2 <sup>31</sup> -1 test pattern @9.953Gbps. Note2. Transmit on 20km SMF. Note3. Measured with PRBS 2 <sup>31</sup> -1 test pattern @9.953Gbps with Tx on, ER=8.2dB, BER=10 <sup>-3</sup>					

Part No	Specifications								
	Package	Data rate	Laser	Optical Power	Detector	Sensitivity	Top	Reach	Others
RTXM166-701	SFP+	9.953G US 9.953G DS	1270nm DFB-LD	+4 ~ +9dBm	1577nm APD	-28dBm	0~70°C	20km	DDM,RoHS

# XGS-PON ONU Optical Transceiver SFP+ Module

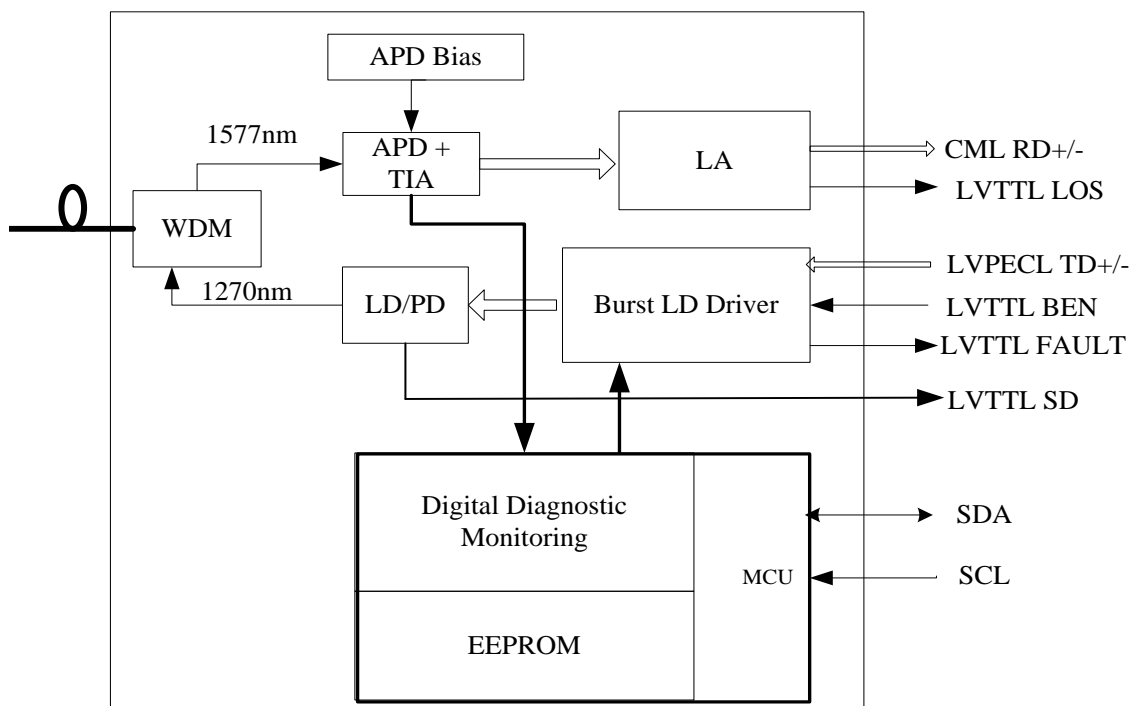
## Absolute Maximum Ratings

Parameter	Symbol	Unit	Min	Max
Storage Temperature Range	$T_s$	$^{\circ}\text{C}$	-40	+85
Relative Humidity	RH	%	5	95
Power Supply Voltage	$V_{cc}$	V	0	+4
Receiver Damage Threshold		dBm	+0	-

## Recommended Operating Conditions

Parameter	Symbol	Unit	Min	Typ	Max
Operating Case Temperature Range	$T_c$	$^{\circ}\text{C}$	0	-	70
Power Supply Voltage	$V_{cc}$	V	3.135	3.3	3.465

## Principle diagram

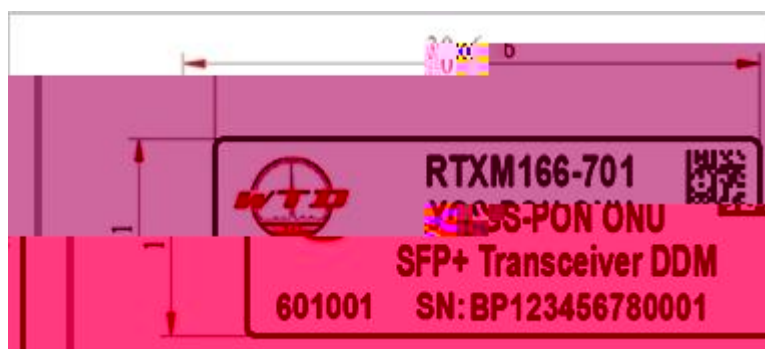



## Optic Ports Definition

Single SC receptacle optical interface

# XGS-PON ONU Optical Transceiver SFP+ Module

## Product appearance and Label



## Regulatory Compliance

Feature	Test Method	Performance
Electrostatic Discharge (ESD) to the Electrical Pins	MIL-STD-883E Method 3015.7	Class 1 (>1.5kV) Human Body Model
Electrostatic Discharge (ESD) Immunity	IEC61000-4-2	LV4(Air discharge 15kV,Contact discharge 8kV) Performance criterion B
Electromagnetic Interference (EMI)	CISPR22 ITE Class B EN55022 Class B	Compliant with standards
Immunity	IEC61000-4-3 Class 2 EN55024	Typically show no measurable effect from a 3V/m field swept from 80 to 1000MHz applied to the transceiver without a chassis enclosure.
Eye Safety	FDA 21 CFR 1040.10 and 1040.11 UL TUV EN 60825-1	Compliant with Class 1 laser product

# XGS-PON ONU Optical Transceiver SFP+ Module

## Update Information